

# 工事写真報告書

工事番号 平成 27 年度

工事名 K 様 邸

工事箇所 屋根・外壁・その他 塗装工事一式

工事住所 築上郡 築上町 高塚

工期 着手 平成 27 年 9 月 7 日

竣工 平成 27 年 9 月 27 日

工事施工者 ベストホーム株式会社



屋根 高圧洗浄中

---

---

---

---

---

---

---

---



屋根 高圧洗浄中

---

---

---

---

---

---

---

---



外壁 高圧洗浄中

---

---

---

---

---

---

---

---



外壁 高圧洗浄中

---

---

---

---

---

---

---

---

---

---



屋根 サビ止め塗布施工中

---

---

---

---

---

---

---

---

---

---



屋根 サビ止め塗布施工中

---

---

---

---

---

---

---

---

---

---



屋根 サビ止め塗布施工完了

---

---

---

---

---

---

---

---



屋根 棟鉄板ラバー止め 施工中

---

---

---

---

---

---

---

---



屋根 棟鉄板ラバー止め 施工中

---

---

---

---

---

---

---

---



屋根 クラック補修 施工前

---

---

---

---

---

---

---

---



屋根 クラック補修 施工中

---

---

---

---

---

---

---

---



屋根 クラック補修 施工完了

---

---

---

---

---

---

---

---



屋根 タスペーサー取付 施工中

---

---

---

---

---

---

---

---

---

---



屋根 タスペーサー取付 施工完了

---

---

---

---

---


---

---

---

---

---



屋根 下塗り施工完了

---

---

---

---

---

---

---

---

---

---



屋根 上塗り施工中

---

---

---

---

---

---

---

---



屋根 施工完了

---

---

---

---

---

---

---

---



軒天 下塗り施工中

---

---

---

---

---

---

---

---



軒天 下塗り施工中

---

---

---

---

---

---

---

---



軒天 上塗り施工中

---

---

---


---

---

---

---

---



軒天 施工完了

---

---

---

---

---

---

---

---



外壁 クラック補修施工前

---

---

---

---

---

---

---

---

---

---



外壁 クラック補修施工中

---

---

---

---

---

---

---

---

---

---



外壁 クラック補修施工完了

---

---

---

---

---

---

---

---

---

---



サッシ廻り シーリング打ち増し施工前

---

---

---


---

---

---

---

---



サッシ廻り シーリング打ち増し施工中

---

---

---

---

---

---

---

---



サッシ廻り シーリング打ち増し施工完了

---

---

---

---

---

---

---

---



外壁 下塗り施工中

---

---

---

---

---

---

---

---



外壁 下塗り施工中

---

---

---

---

---

---

---

---



外壁 下塗り施工完了

---

---

---

---

---

---

---

---



外壁 中塗り施工中

---

---

---

---

---

---

---

---



外壁 上塗り施工中

---

---

---

---

---

---

---

---



---

---

---

---

---

---

---

---



鉄部 上塗り（1回目）施工中

---

---

---

---

---

---

---

---



鉄部 施工完了

---

---

---

---

---

---

---

---



鉄部 上塗り施工中

---

---

---

---

---

---

---

---



塀 下塗り施工完了

---

---

---

---

---

---

---

---



塀 上塗り施工中

---

---

---

---

---

---

---

---



塀 上塗り施工完了

---

---

---

---

---

---

---

---



屋根 下塗り使用材料

サーモテックシーラー

---

---

---

---

---

---

---

---



屋根 上塗り使用材料

スーパーシャネツサーモS i

色：マホガニー

---

---

---

---

---

---

---

---



外壁 下塗り使用材料

エピテックWEプライマー

---

---

---

---

---

---

---

---



外壁 上塗り使用材料

EC-2000F

色: コバルト

---

---

---

---

---

---

---

---



外壁 上塗り使用材料

EC-2000F

色: ブルーグレイ

---

---

---

---

---

---

---

---



マイルドサビガード

---

---

---

---

---

---

---

---



FTコート

---

---

---

---

---

---

---

---



マルチエース

---

---

---

---

---

---

---

---



セラミタウン

---

---

---

---

---

---

---

---

